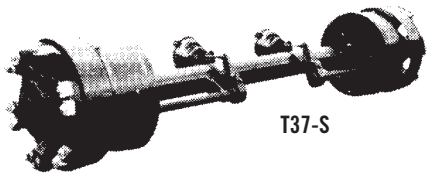


# T37 SERIES AXLE


**K-B Axle Co.**

40,000 POUND CAPACITY

5775 NW WAGON WAY / HILLSBORO, OR 97124-8531 / ph: 866.531.0600 / fx: 503.531.0601



T37-S



T37-B

APPROX. WT. 1778 LBS.

APPROX. WT. 1373 LBS.

**AXLE BEAM** 6" O.D. – Heat-treated tubular steel with inserted spindles.

BEARINGS		Cone	Cup
	Inner	861	854
Outer	740	742	

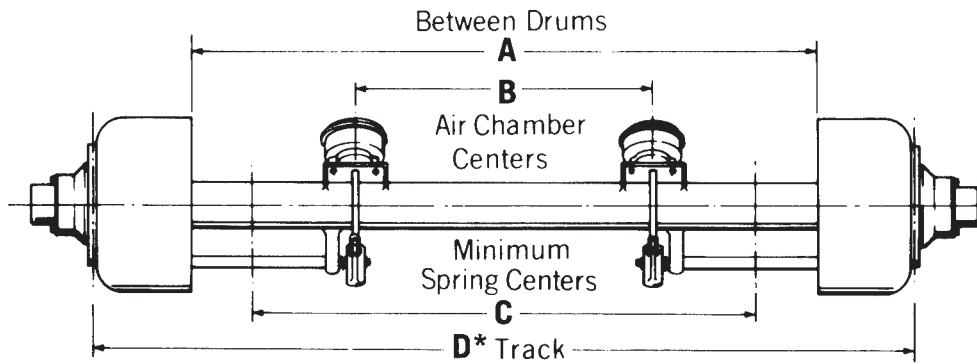
**HUBS** 10 stud, 13<sup>3</sup>/<sub>16</sub>" B.C.

Steel spoke wheels for dual demountable 12 x 24 or 12 x 25 tires.

**BRAKES** 20" x 8" x 3/4" FMS 4350 - Other brake sizes available. Contact factory indicating requirements.

**FEATURES**

- ▶ Completely enclosed camshafts seal dirt out and grease in.
- ▶ Individual, positively locked brake shoe anchor pins for positive, permanent alignment.
- ▶ Brake shoes are of all-steel construction with replaceable bushings.
- ▶ Heat-treated steel insert spindles combine utmost strength with light weight.
- ▶ Hubs engineered to meet the most severe operating conditions.



Model No.	Mechanical Air Brake Size	Hub Type	A	B	C	D*	Tire Size	Wheel Size	Width Incl. Tires	Camshaft Length
T37	No Brake	10 Stud 13 <sup>3</sup> / <sub>16</sub> " B.C.	–	–	39	82	12 x 24	24 - 8.5	} 108	26 <sup>1</sup> / <sub>2</sub>
T37-B	20 x 8		56 <sup>1</sup> / <sub>2</sub>	16 <sup>1</sup> / <sub>2</sub>	39	82	12 x 25	25 - 8.5		
T37-S	20 x 8	Spoke Wheels for Dual Demountable Tires	58	17 <sup>1</sup> / <sub>2</sub>	39	82	14 x 25	25 - 10	113 <sup>1</sup> / <sub>2</sub>	

**Note:** Specify Brake Size and Hub Type when ordering axle assemblies.

\* Other Track Widths and Camshaft Lengths are available on request.



# T37 SERIES AXLE

40,000 POUND CAPACITY

THESE PARTS PERTAIN TO 10-STUD AXLES ONLY

Brake Size	Hub Type	Hub Part No.	Brake Shoe Part No.	Brake Block FMS No.	Brake Drum Part No.
20 x 8 Mech.	10 Stud Budd 13 <sup>3</sup> / <sub>16</sub> " B.C. 1 <sup>5</sup> / <sub>16</sub> " Studs	KB-5944	KB-6501	4350	6U-20-9
	Steel Spoke Wheels	KB-6475			

Contact factory for parts list for dual cam brake axle. Furnish model number and date of manufacture.

Banded brake drums available. Add 'B' to brake drum part number when ordering.

Description	Part Number	Description	Part Number
Axle Beam (specify track)	C-9874	Grease Retainer	E-10708
Air Chamber Type 36	213	Grease Retainer Ring	E-7642
Air Chamber Bracket	KB-5155-E	Hub Cap	D-8025
Air Chamber Bracket Washer	E-11168	Hub Cap Gasket	E-8661
Anchor	KB-6502	Hub Cap Bolt	14015
Anchor Pin	E-11046	Hub Cap Lockwasher	11004
Anchor Pin Lock	13305	Slack Adjuster	14308
Anchor Pin Grease Fitting	9801	Spindle Nut	KB-3987
Anchor Bolt	14011	Spindle Nut D-Washer	E-4450
Anchor Bolt Lockwasher	11005	Spindle Nut Cotter Pin	8903
Anchor Bolt Nut	11247	Wheel Stud R.H.*	15442
Brake Shoe Bushing	E-11051	Wheel Stud L.H.*	15443
Brake Shoe Roller	E-11219	Wheel Nut R.H. (inner)*	11236
Brake Shoe Roller Pin	E-11220	Wheel Nut L.H. (inner)*	11237
Brake Shoe Roller Pin Lock	E-10231	Wheel Nut R.H. (outer)*	11238
Brake Return Spring	D-8689	Wheel Nut L.H. (outer)*	11239
Brake Block Bolt	14026	1" Back Nut*	E-11215
Brake Block Bolt Lockwasher	11004	Parts for Assembly with Spoke Wheels	
Brake Block Bolt Nut	11265	Wheel and Drum Attaching Bolt	14017
Camshaft Seal	E-11226	Wheel and Drum Attaching Lockwasher	11006
Camshaft Washer	E-11221	Wheel and Drum Attaching Nut	11260
Camshaft Spring	E-11222	Wheel Stud	15401
Camshaft Retaining Washer	E-11223	Wheel Rim Clamp	8305
Camshaft Retaining Bolt	14025	Wheel Clamp Nut	11201
Camshaft Lockwasher	11004	Heavy Duty Spacer Band	C-11140
Camshaft Housing Grease Fitting	9803	(Use 3/4" Hardened Washer on Spoke Wheels)	

STANDARD PRODUCTION 1<sup>3</sup>/<sub>4</sub>" DIAMETER CAMSHAFTS AND HOUSINGS

Camshaft Number	Overall Length	Housing Number
P-6497 B – P-6498 B	24 <sup>1</sup> / <sub>4</sub> "	D-11225-2
P-6499 B – P-6500 B	26 <sup>1</sup> / <sub>2</sub> "	D-11225-3
P-6508 B – P-6509 B	29 <sup>1</sup> / <sub>2</sub> "	D-11225-5

SPECIAL LENGTH CAMSHAFTS AVAILABLE AT EXTRA CHARGE.

**Note:** Furnish axle model or serial number when ordering replacement parts.

\* Not needed in axle with spoke wheel. Single wheel studs and nuts available upon request.